


THE WOODLANDS

MAY 2004



Board of Directors

Lanning Bryant, President
Bruce Katz, Vice President
Bill Swanson, V. President
Betty Maire, Sec/Treasurer
James Tilley, Special Proj.

Inside this Issue

Repaint the House	Pg 1
Neigh.Happenings	Pg 2
Repaint the Hs.Con't	Pg 2
Kids Corner	Pg 3
Want Ads	Pg 4

POET'S CORNER

The Termite

*Some Primal Termite
knocked on wood
and tasted it,
and found it good!*

*And that is why
your cousin May
fell through the
parlor floor today.*

Ogden Nash (1902 - 1971)
Contributions Welcome
r.maire@sbcglobal.net

BOARDMEETING

MAY 1st AT 9:00 AM
IN THE MEETING ROOM
AT CARL'S JR

REPAINTING THE HOUSE

Well, here we go again. The rains have subsided and I see many of us outside doing our gardening, fixing fences, moving stones and I also see painting and roofing jobs in progress again. Most of us have houses with painted wood siding along with the ubiquitous Woodlands stucco. If it has been four or five years since the last paint job, it may be time for touch-up on the wood or even a full repaint. Granted... most of us have this work done by professionals but you can get quality results by doing it yourself as well.

Here are some brief tips for those that want to paint on their own... or just use the tips as a checklist when you are watching your painter like a hawk to see that they do the job right. Too often, people pick a color and give the job to a painter they might not even know. If you do have painting done by a professional it's a good idea to get what they are about to do in writing.

FOR STARTERS

To make a new paint job last longer, you really need to "prep" the paint surfaces right. Preparing the surfaces means many things but for starters you should fix moisture problems such as leaky gutters, errant sprinklers or constantly damp bushes up against the house. Then you need to remove any obviously loose paint making sure there is a solid base. Some scraping and sanding will likely be required. Wear gloves and a mask over your nose and mouth to avoid breathing in dust particles. The preparation work is easily 75% of your time and effort for a good paint job.

CLEAN IT

The most overlooked detail is simply to wash the house's surfaces. If you read a can of quality house paint, it will say something like, "scrape all loose paint, repair all damaged areas, prime the repairs and clean the surface thoroughly." More often than not, commercial painters will start by patching, spackling, caulking, some priming and then just paint. Over a couple years painted wood and stucco actually collect a large amount of grime and most often the grime includes some oils.

For any of the Woodlands' one-story homes you should be able to clean most of the surface with one of those brushes on a rod... with or without a garden hose attachment. Surprisingly plain water with a brush is usually sufficient for cleaning. Avoid using a high-pressure hose nozzle pointed up under the wood siding. For two story homes, get some help with the wash down.

If you notice mildew present anywhere on the wood siding, scrub those areas with Clorox mixed with three or four parts water. Regardless of who does the washing... wait three or four days for everything to dry thoroughly before continuing anything. You might want to rent a pressure washer. The local tool rental stores provide these for less than \$100.00 a day. If you rent a pressure washer you may as well clean those oil spots on your garage floor too. The tool rental stores rent paint sprayers as well if you choose to spray instead of brush.

CAULK IT

When everything is thoroughly dry go back and prime any bare wood with good primer paint. Then caulk or "spackle" every split, crack or seam. Use high quality exterior grade caulk and/or spackling compound. Most of the professionals use their wet fingers and rags to blend the caulk or spackle with the wood surfaces. If you are particularly sensitive to solutions or compounds, use thin rubber gloves.

Now apply a *thin*, stain-blocking coat of "alkyd" primer paint on both the wood siding and the wooden trim. Alkyd paint is actually oil-based but dries and cures very quickly. Your final topcoat can still be water-based Latex paint. This primer-coat step is often skipped by commercial house painters. If it is skipped, the Latex topcoat paint can be a bit porous and can let moisture seep through to the wood. This will shorten the life of the paint. You will hear claims that the final topcoat of latex paint is self-priming. Unless you get a lifetime warranty, don't buy this statement. If you are using paint spraying equipment for the final topcoat, then spray the alkyd primer as well.

Neighborhood Happenings


CABANA CLUB OPENS MOTHER'S DAY. The 2004 swim season is just around the corner and opening day for the club is Saturday, May 8th. The pools are nearly ready with new filters and heaters for the middle pool and revamped electrical system for the power plant. The Cabana Club board welcomes back all returning members and would love to see even more of you at the pool this summer. For membership information, call Kathy Frattini at 938-8740.

Private swim lessons are available with many opportunities for new little dippers to learn to become water safe. Check information boxes at club or call Kathy at 938-8740.

For information on the Swim Team you may contact Gary Lardiere at 935-8096. Looking forward to an exciting season of swim meets and social events.

Already it is time to begin thinking of another celebration: the **Annual 4th of July Parade and Party** at the club. Volunteers are needed to help put this event together. Call John Frattini at 938-8740 if you'd like to lead a team or be part of a team to keep the much loved tradition going. (You don't have to be a club member to help get this event organized: just someone who wants to make sure it is a success).

Have a wonderful **Memorial Weekend** and **DRIVE CAREFULLY**. Any suggestions to improve this newsletter please e-mail your suggestions to b.maire@sbcglobal.net.



REPAINTING THE HOUSE CONTINUED FROM FRONT PAGE

The above preparation recommendations apply to your wood walls and any wood trim. The stucco on our homes is usually in good condition and need not be primed. Any stucco patching that might be required can be done with stucco premix that comes in bags available from all the builder supply stores. Prime the patches just as you would bare wood. A small tip here is that most alkyd primers can be tinted or colored to approximate the hue of the final topcoat. That effectively eliminates the possibility of any white primer show-through on the wood surfaces later.

PAINT IT

Painting itself is actually the quick part. If you are comfortable using a brush, go for it. Just make sure to use good brushes but watch out for a brush that might be too heavy for you. Keep your topcoat of paint even. Many companies and individuals use rented paint spray equipment to paint exteriors. The trick here is to mask everything with painters' plastic sheets and top quality 1.5 inch masking tape. I have read in several places that 3M #2040 sticks well but comes off easy. I found this to be true on my last do it yourself painting job.

So if you are spraying, you first mask off all the window & door glass. Place tarps on the ground, terraces or anything you need to protect. The spray mist can blow around and get on anything close. Then spray-paint the trim around the doors, windows and vents. If you are painting the house and trim all one color, you can spray the trim, eaves and walls all at once with perhaps the exception of rain gutters because you don't want to overspray on the roof shingles. Also decide whether to paint any exposed concrete foundation as well otherwise you will need to tape and mask the concrete foundation too.

If the window trim and doors are to be a different hue than the walls, you will pull off the plastic & tape after painting the trim... then re-mask the freshly painted windows and doors along with the trim and casing. Finally spray paint the wood siding and the stucco. The experts say that for every ten minutes you spend taping and masking for spray-painting... you will save well over an hour of brush-stroking. I have found this to be true. A last word about rain gutters... usually painting the rain gutters is easiest with a traditional paintbrush.

Most professionals use an alkyd primer and high quality latex topcoat paint. The higher quality paint is truly worth the money. As always, use the best quality brushes, cleaners, facemasks and thin rubber gloves if needed. I hope to see someone out there painting now that the weather is right.

Some information sources for basics, advice and guidance:

www.painterpages.com/exttips.htm

www.colehardware.com/quikfrme/paint/exterior.htm

fullerpainting.com (steps and a good how-to)

www.improvingyourhome.com/html/painting_home_s_exterior.html

www.sutherlands.com/paintpro.html (how much paint you need)

Want Ads

PAINTING CONTRACTOR *Area Specialist* LCG Painting /Removal of acoustical ceilings and retexturing. (Cal Lic #765438) For all your painting needs. Specializing in interiors, exteriors and decks. Quality Workmanship. Affordable rates. Satisfaction guaranteed. Many area referrals. Bonded and insured. Call Larry (676-1693)

NEED HELP SETTING UP HOME/SMALL BUSINEES NETWORK? Viruses taken hold of your computer? Let me take care of it for you. I offer 8+yrs experience and wide range of services, which include PC repair & upgrade, Firewall & router setup, Network setup & design, wireless setup, Many more....Hourly rate \$40. Local references ,call Jay at (925-323-2292) or jay fallon@astound.net.

HANDYMAN: Quality work. .Versatile-almost any standard job or unusual problem. Electrical, Plumbing, Carpentry, Linoleum, Tile, Windows and Doors. Honest and have references. Paul (676-6607)

COLOR COATINGS PAINTING: Lic 740315 Repaint Specialist. Interiors & Exteriors. Acoustic Ceiling removal & Texturing. FAST, CLEAN & NEAT. References, Satisfaction Guaranteed. Free estimates. (935-7593)

FURNITURE FOR SALE Dark cherry, poster California King bedroom set, armoire, 9-drawer dresser with mirror, 1 night stand \$650.00 . White wicker chest with mirror. \$125.00. All in excellent condition. Please call (925-360-0778).

PET SITTERS AND DOG WALKERS WANTED: Petcentric, a dog walking and pet sitting service in C.C. County is looking for enthusiastic and loving pet sitters and dog walkers. Salary: \$12-\$14/half hour walk or visit. Must be 21 years old, have a driver's license and LOVE animals! Contact Terri at (937-9480) or send an e-mail girl dogs@astound.net. Check out web site for more information: www.petcentric.net.

FOR SALE: 8'new sofa bed w/matching oversized chair, wine color \$975. 6 piece glass top dining room set w/matching chairs \$1,050. If interested call Darcy Mills @ (925-609-8974).

3 BOOKSHELVES/STORAGE UNITS, metal w/backpanel. "72x36"x12". Good condition \$40.00 each OBO. Computer Desk, pedestal Style w/sturdy lockable wheels, tan. \$40.00 OBO. Call (939-3740)

ZOILA HOUSE CLEANING SERVICES. Too Busy to clean your house? Available references. Please call Zoila at (925-709-3059) or (925-642-6399).

FOR SALE: Orlando 6-string guitar w/case and shoulder strap. Guitar just re-strung. Call Cliff at (930-6375).

BIRD HOUSES AND BIRD FEEDERS. Decorated and gift wrapped for that special bird lover or gardener. They are solid pine wood and each one has a special unique design. \$10 to \$40. Also, some bird feeders are metal and copper -for that elegant lasting look. I also have suet feeders: \$1.00 (What a buy!!) Call me at (925-939-3083)


WANT AD FEES:

Business & Miscellaneous ads for Woodlands residents.....\$5.00
Ads have to be in by the 15th of each month

Business & Miscellaneous ads for non-Woodlands residents.....\$10.00
Ads have to be in by the 15th of each month

Full Page, 1-sided flyers (811 Copies).....\$50.00
Flyers have to be in by the 20th of each month

Call Betty at 933-6986



WE DO NOT TAKE RESPONSIBILITY FOR CHECKING OUT REFERENCES OR LICENSES. WE ADVISE YOU TO CHECK ALL REFERENCES AND LICENSES.